




## Cablu de energie cu izolatie si manta de PVC

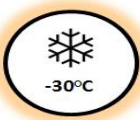
## PVC – insulated and sheathed power cable




0.6/1 kV



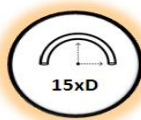
+70°C



-30°C



IEC 60332-1-2  
IEC 60332-3-24  
cat. C (optional)



15xD



UV



MIN -5°C



RoHS  
COMPLIANT

**Standard de fabricatie:** SR HD 603 S1/3G-2; IEC 60502

**Tensiune nominala  $U_0/U$ :** 0.6/1 kV

**Tensiune de incercare:** 4 kV ca sau 12 kV cc, 5 min

**Constanta rezistentei de izolatie la 70°C:** 0.037 MΩ\*km

### Domeniul de utilizare

Cablurile sunt utilizate pentru transportul energiei electrice la statii de putere.

Cablurile pot fi pozate in spatii inchise si deschise, in pamant, in canale, in beton, in tuburi si in mediu umed

Cablurile sunt cu rezistenta la UV si pot fi utilizate in mediul exploziv, zona 1 si 2, grupa II G.

**\* Cablurile sunt cu rezistenta la radiatile UV**

**Temperatura maxima de lucru:** +70°C

**Temperatura maxima de scurt-circuit:** +160°C

**Temperatura minima a cablului (masurata pe manta):**

- la montaj: -5°C
- in exploatare: -33°C

### Conductor de cupru

Conductor unifilar (re) cl 1, conductor multifilar (rm), cl 2

### Izolatie

PVC, tip DIV 4.

### Manta

PVC, tip DMV5, negru sau gri.

Cabluri sunt cu intarziere la propagarea flacarii

CYY, NYY conf. SR EN 60332-1-2

Cabluri sunt cu intarziere marita la propagarea flacarii:

CYY-F conf. SR EN 60332-3-24/ cat.C

### Marcaj pe manta

SC ELECTROPLAST SA, simbol cablu, tensiune de lucru, an de fabricatie.

### Raza minima de curbura la instalare

15 x diametrul cablului- cablu monofilar

12 x diametrul cablului- cablu multifilar

### Forta maxima de tractiune la pozare

50 N/mm<sup>2</sup>

### Cod de culori

- 1 conductor: negru sau galben-verde
- 2 conductoare: albastru, maro  
- galben-verde, negru, pt sect >10mm<sup>2</sup>
- 3 conductoare: maro, negru, gri  
- galben-verde, albastru, maro
- 4 conductoare: albastru, maro, negru, gri  
- galben-verde, maro, negru, gri
- 5 conductoare: albastru, maro, negru, gri, negru  
- galben-verde, albastru, maro, negru, gri

\* Mai mult de 5 conductoare:

- conductoare negre numerotate
- g/v, conductoare negre numerotate

**Standard:** SR HD 603 S1/3G-2; IEC 60502

**Rated voltage  $U_0/U$ :** 0.6/1 kV

**Test voltage:** 4 kV ac or 12 kV dc, 5 min

**Insulation resistance constant at 70 °C:** 0.037 MΩ\*km

### Applicability

Power supply to power stations.

The cables can be installed in open or confined areas, underground, in sewers, in concrete, in conduits and wet environments

Cables are UV resistant and can be use in explosive zone 1 and 2, Group II G

**\* UV resistant cables**

**Max.permissible operating temperature:** +70°C

**Max. short-circuit temperature:** +160°C

**Min. cable temperature (measured on sheath surface)**

- during installation: -5°C
- in operation: -33°C

### Copper conductor

Solid conductor (re), concentrically stranded circular conductor (rm)

### Insulation

PVC, DIV 4 type.

### Sheath

PVC, DMV5 type, black or gray.

Flame retardant cables:

CYY, NYY according SR EN 60332-1-2

Extra flame retardant cables:

CYY-F according SR EN 60332-3-24/ cat.C

### Sheath marking

SC ELECTROPLAST SA, cable symbol, operational voltage, manufacture year.

### Min. bending radius at installation

15 x cable diameter – single-core cable

12 x cable diameter – multicore cable

### Max. tensile strain during installation

50 N/mm<sup>2</sup>

### Color coding

- 1 conductor: black or yellow-green
- 2 conductors: blue, brown  
- yellow-green, black for sect>10 mm<sup>2</sup>
- 3 conductors- brown, black, grey  
-yellow-green, blue, brown
- 4 conductors-blue, brown, black, grey  
-yellow-green, brown, black, grey
- 5 conductors- blue, brown, black, grey, black  
-yellow-green, blue, brown, black, grey

\* More than 5 conductors:

- numbered black conductors
- yellow-green, numbered black conductors



Cablu de energie cu izolatie si manta de PVC

PVC – insulated and sheathed power cable

Tipodimensiune cablu	Tip conductor	Grosime radiala izolatie	Grosime radiala manta	Rezistenta electrica max, la 20°C	Diametru exterior inf	Masa inf
<i>Cable size</i>	<i>Type of conductor</i>	<i>Radial thickness of the insulation</i>	<i>Radial thickness of the sheath</i>	<i>Max.resistance at 20°C</i>	<i>Outer diameter inf</i>	<i>Mass inf</i>
		mm	mm	Ω/km	mm	kg/km
1x1.5	re	0.8	1.8	12.1	6.6	60
1x2.5	re	0.8	1.8	7.41	7.0	74
1x4	re	1.0	1.8	4.61	7.9	99
1x6	re	1.0	1.8	3.08	8.4	124
1x10	re	1.0	1.8	1.83	9.2	170
1x16	re	1.0	1.8	1.15	10.9	247
1x25	rm	1.2	1.8	0.727	12.6	359
1x35	rm	1.2	1.8	0.524	13.8	464
1x50	rm	1.4	1.8	0.387	15.6	609
1x70	rm	1.4	1.8	0.268	17.3	825
1x95	rm	1.6	1.8	0.193	19.7	1112
1x120	rm	1.6	1.8	0.153	21.0	1338
1x150	rm	1.8	1.8	0.124	23.1	1643
1x185	rm	2.0	1.8	0.0991	25.5	2050
1x240	rm	2.2	1.9	0.0754	30.2	2708
1x300	rm	2.4	1.9	0.0601	31.3	3290
1x400	rm	2.6	2.1	0.0470	35.4	4300
1x500	rm	2.8	2.2	0.0366	38.8	5300
2x1.5	re	0.8	1.8	12.1	9.8	137
2x2.5	re	0.8	1.8	7.41	10.6	172
2x4	re	1.0	1.8	4.61	12.3	233
2x6	re	1.0	1.8	3.08	13.5	300
2x10	re	1.0	1.8	1.83	15.1	434
2x16	re	1.0	1.8	1.15	18.8	669
2x25	rm	1.2	1.8	0.727	22.2	938
2x35	rm	1.2	1.8	0.524	24.6	1265
2x50	rm	1.4	1.8	0.387	25.7	1521
3x1.5	re	0.8	1.8	12.1	10.2	158
3x2.5	re	0.8	1.8	7.41	11.1	203
3x4	re	1.0	1.8	4.61	13.0	283
3x6	re	1.0	1.8	3.08	14.3	369
3x10	re	1.0	1.8	1.83	16.0	538
3x16	re	1.0	1.8	1.15	20.0	830
3x25	rm	1.2	1.8	0.727	23.6	1231
3x25+16	rm/re	1.2;1.0	1.8	0.727;1.15	25.0	1418
3x35	rm	1.2	1.8	0.524	26.2	1600
3x35+16	sm/re	1.2;1.0	1.8	0.524;1.15	27.1	1765



Cablu de energie cu izolatie si manta de PVC

PVC – insulated and sheathed power cable

Tipodimensiune cablu	Tip conductor	Grosime radiala izolatie	Grosime radiala manta	Rezistenta electrica max, la 20°C	Diametru exterior inf	Masa inf
<i>Cable size</i>	<i>Type of conductor</i>	<i>Radial thickness of the insulation</i>	<i>Radial thickness of the sheath</i>	<i>Max.resistance at 20°C</i>	<i>Outer diameter inf</i>	<i>Mass inf</i>
		mm	mm	Ω/km	mm	kg/km
3x35+25	sm/rm	1.2;1.2	1.9	0.524;0.727	27.1	1921
3x50	sm	1.4	1.8	0.387	25.0	1842
3x50+25	sm/rm	1.4/1.2	1.9	0.387;0.727	28	2200
3x50+35	sm/rm	1.4/1.2	1.9	0.387;0.524	29.0	2323
3x70	sm	1.4	1.9	0.268	28.0	2540
3x70+35	sm/rm	1.4/1.2	2.0	0.268;0.524	31.1	3008
3x70+50	sm/sm	1.4/1.4	2.0	0.268;0.387	35.0	3271
3x95	sm	1.6	2.1	0.193	30.0	3295
3x95+50	sm/sm	1.6/1.4	2.2	0.193;0.387	36.1	3850
3x95+70	sm/sm	1.6/1.4	2.2	0.193;0.268	41.0	4059
3x120	sm	1.6	2.0	0.153	33.0	4020
3x120+70	sm/sm	1.6/1.4	2.3	0.153;0.268	45.0	4881
3x120+95	sm/sm	1.6/1.6	2.3	0.153;0.193	45.0	5100
3x150	sm	1.8	2.2	0.124	36.9	5013
3x150+70	sm/sm	1.8/1.4	2.4	0.124;0.268	49.0	5732
3x185	sm	2.0	2.3	0.0991	40.9	6120
3x185+95	sm/sm	2.0/1.6	2.6	0.0991;0.193	53.0	7390
3x240	sm	2.2	2.5	0.0754	47.5	8113
3x240+120	sm/sm	2.2/1.6	2.8	0.0754;0.153	60.0	9420
4x1.5	re	0.8	1.8	12.1	11.0	188
4x2.5	re	0.8	1.8	7.41	12.0	245
4x4	re	1.0	1.8	4.61	14.1	347
4x6	re	1.0	1.8	3.08	15.5	456
4x10	re	1.0	1.8	1.83	17.5	671
4x16	re	1.0	1.8	1.15	21.9	1038
4x25	rm	1.2	1.8	0.727	26.0	1551
4x25+16	rm; re	1.2; 1.0	1.8	0.727; 1.15	26.2	2045
4x25+16	rm; rm	1.2; 1.0	1.8	0.727; 1.15	26.2	2045
4x35	sm	1.2	1.8	0.524	29.3	1841
4x35+16	rm; re	1.2; 1.0	1.8	0.524; 1.15	29.1	1697
4x35+16	rm; rm	1.2; 1.0	1.8	0.524; 1.15	29.1	1697
4x50	sm	1.4	1.9	0.387	29.0	2390
4x50+25	rm; rm	1.4; 1.2	2.0	0.387; 0.727	33.6	2860
4x70	sm	1.4	2.0	0.268	33.2	3330
4x70+35	rm; rm	1.4; 1.2	2.1	0.268; 0.524	38.4	3896
4x95	sm	1.6	2.1	0.193	36.0	4372
4x95+50	rm; rm	1.6; 1.4	2.3	0.193; 0.387	44.4	5318



Cablu de energie cu izolatie si manta de PVC

PVC – insulated and sheathed power cable

Tipodimensiune cablu	Tip conductor	Grosime radiala izolatie	Grosime radiala manta	Rezistenta electrica max, la 20°C	Diametru exterior inf	Masa inf
<i>Cable size</i>	<i>Type of conductor</i>	<i>Radial thickness of the insulation</i>	<i>Radial thickness of the sheath</i>	<i>Max.resistance at 20°C</i>	<i>Outer diameter inf</i>	<i>Mass inf</i>
		mm	mm	Ω/km	mm	kg/km
4x120	sm	1.6	2.3	0.153	40.0	5766
4x120+70	rm; rm	1.6; 1.4	2.5	0.153; 0.268	48.7	6602
4x150	sm	1.8	2.4	0.124	43.0	6612
4x150+70	rm; rm	1.6; 1.4	2.5	0.124; 0.268	53.9	7850
4x185	sm	2.0	2.5	0.0991	48.2	8250
4x185+95	rm; rm	2.0; 1.6	2.8	0.0991; 0.193	62.6	10114
4x240	sm	2.2	2.7	0.0754	54.2	10400
5x1.5	re	0.8	1.8	12.1	11.8	223
5x2.5	re	0.8	1.8	7.41	12.9	293
5x4	re	1.0	1.8	4.61	15.3	417
5x6	re	1.0	1.8	3.08	16.9	551
5x10	re	1.0	1.8	1.83	19.0	815
5x16	re	1.0	1.8	1.15	23.9	1267
5x25	rm	1.2	1.9	0.727	28.7	1914
5x35	rm	1.2	2.0	0.524	32.5	2454
5x50	rm	1.4	2.1	0.387	34.1	2820
5x70	rm	1.4	2.2	0.268	38.8	3980
7x1.5	re	0.8	1.8	12.1	12.7	270
7x2.5	re	0.8	1.8	7.41	13.9	360
9x1.5	re	0.8	1.8	12.1	15.5	314
9x2.5	re	0.8	1.8	7.41	17.0	422
10x1.5	re	0.8	1.8	12.1	16.1	341
10x2.5	re	0.8	1.8	7.41	17.7	460
12x1.5	re	0.8	1.8	12.1	16.6	388
12x2.5	re	0.8	1.8	7.41	18.3	529
14x1.5	re	0.8	1.8	12.1	17.3	438
14x2.5	re	0.8	1.8	7.41	19.1	600
16x1.5	re	0.8	1.8	12.1	18.2	488
16x2.5	re	0.8	1.8	7.41	20.1	700
19x1.5	re	0.8	1.8	12.1	19.1	560
19x2.5	re	0.8	1.8	7.41	21.1	777